

Fact Sheet 1Q10



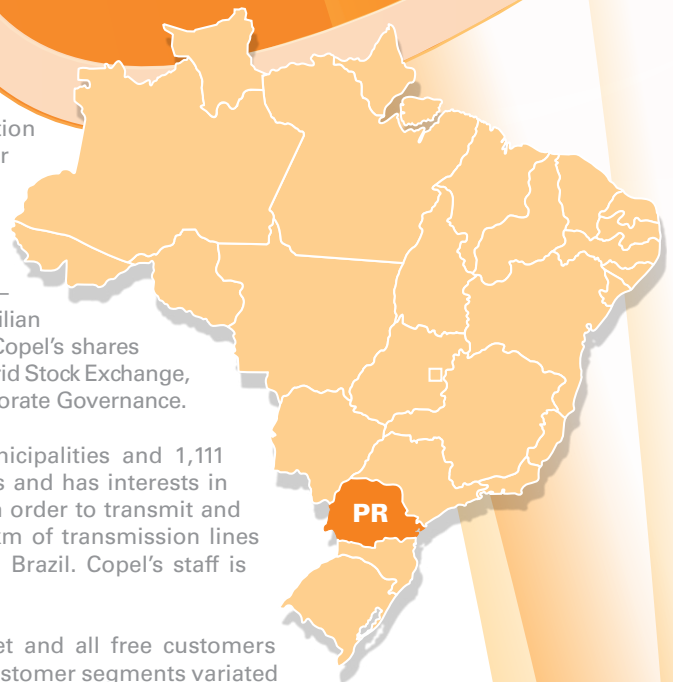
Corporate Profile

Copel – Companhia Paranaense de Energia – generates, transmits, distributes, trades electric energy, and also provides telecommunication services to the State of Paraná, being one of the largest electric power companies in Brazil. The Company's position in the sector is a result of 55 years of experience and technical proficiency in generating, transmitting and distributing electric power.

Copel went public in April 1994 on Bolsa de Valores de São Paulo – BM&FBOVESPA - and, in July 1997, became the first company of the Brazilian electric power sector with shares traded on the New York Stock Exchange. Copel's shares are also traded, in Europe, on the Latibex – the Latin American arm of the Madrid Stock Exchange, since June 2002. In May 2008 COPEL joined BM&FBovespa's Level 1 of Corporate Governance.

Currently, Copel directly serves 3,655,245 customers units in 393 municipalities and 1,111 localities (districts, villas and villages). Copel holds 18 own power plants and has interests in other 7 generation companies, totaling 5,160 MW of installed capacity. In order to transmit and distribute the electric power generated, the Company counts on 1,942 km of transmission lines and 179,967 km of distribution lines, being the third largest network in Brazil. Copel's staff is composed by 8,440 employees.

Copel Distribuição's grid market (TUSD), comprising the captive market and all free customers within the Company's concession area, grew by 8.2% in 1Q10. The main customer segments varied as follows: residential, 6.0%; commercial, 9.8%; rural 8.5% and industrial, 10.3%.



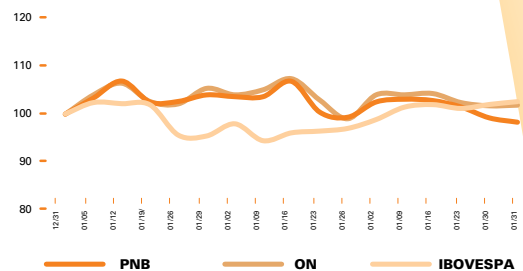
Stock Performance

Market Information (03/31/2010)

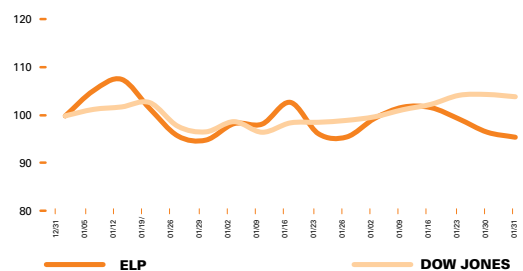
Year	BM&FBOVESPA (Common Shares - R\$)	BM&FBOVESPA (Preferred Shares - R\$)	NYSE (ADR) (Preferred Shares -US\$)	LATIBEX (Preferred Shares -)
Ticker	CPLE3	CPLE6	ELP	XCOP
Thousand Shares Price/ ADR	3720	36.41	20.48	15.17
Maximum Price - 52 weeks	40.00	39.75	23.12	16.00
Minimum Price - 52 weeks	21.80	24.80	10.96	8.05

Market Value:R\$ 10,077 million
 Number of Shares: 273,655,375

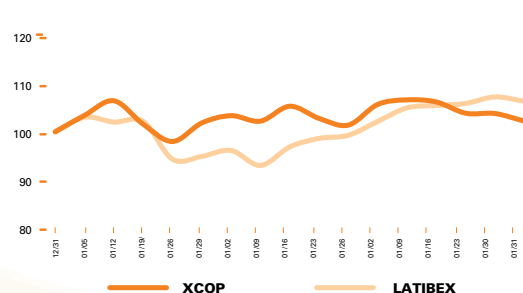
STOCK PERFORMANCE AT BM&FBOVESPA
12/31/09 = 100



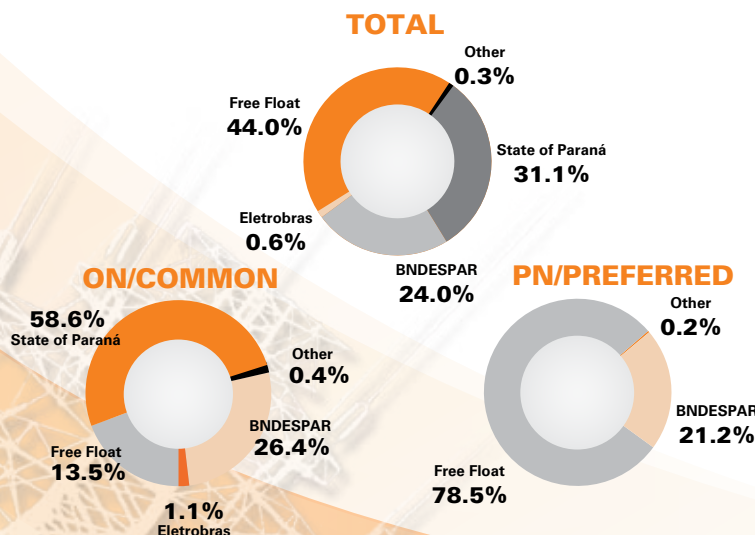
ADR's PERFORMANCE AT NYSE
12/31/09 = 100



STOCK PERFORMANCE AT LATIBEX
12/31/09 = 100

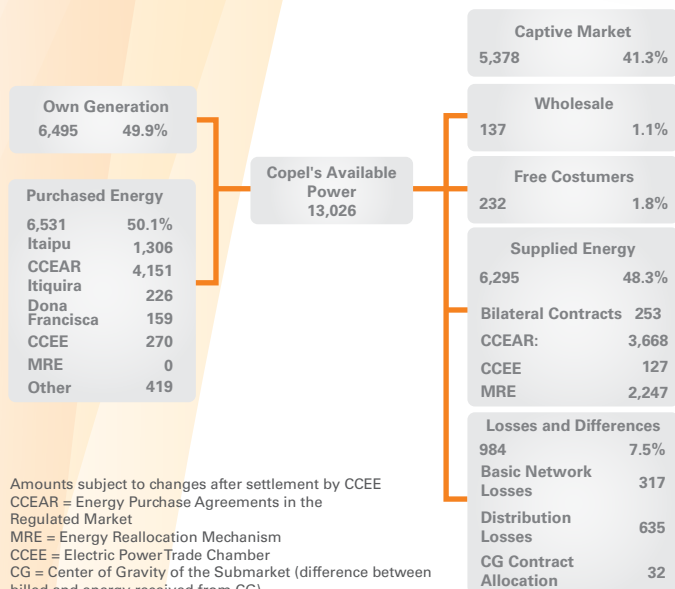


Ownership Breakdown

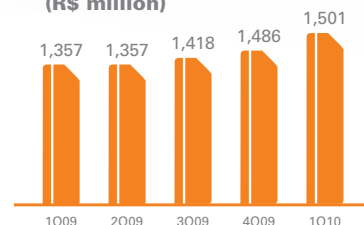


Fact Sheet 1Q10

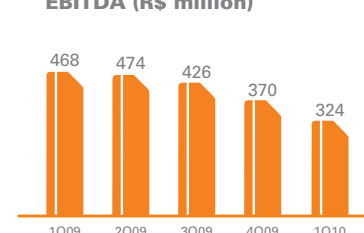
Consolidated Energy Flow



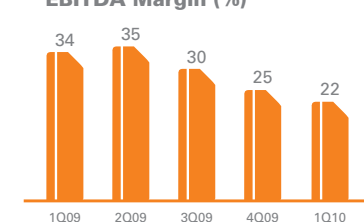
Net Operating Revenue (R\$ million)



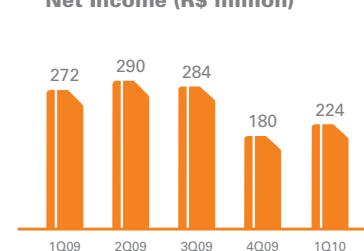
EBITDA (R\$ million)



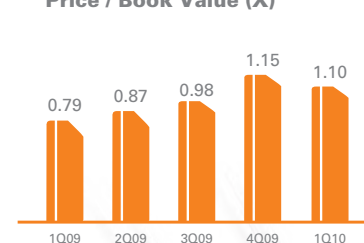
EBITDA Margin (%)



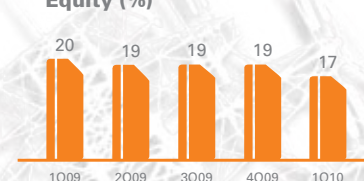
Net Income (R\$ million)



Price / Book Value (X)



Indebtedness / Shareholders' Equity (%)



Highlights

(R\$ thousand)

	1Q10	1Q09	%
Gross Operating Revenues	2,344,556	2,077,541	12.9
Net Operating Revenues	1,500,910	1,356,629	10.6
Operating Costs and Expenses	(1,276,791)	(987,096)	29.3
EBITDA	323,816	468,166	(30.8)
Net Income	223,981	272,071	(17.7)
Energy Retail Revenues	882,406	752,679	17.2
Retail Revenues per Segment			
Residential	299,032	253,861	17.8
Industrial	280,692	241,112	16.4
Commercial	198,630	166,953	19.0
Rural	41,802	35,438	18.0
Others	62,250	55,315	12.5

Debt

(R\$ thousand)

	Short Term	Long Term	Total
Foreign Currency			
BID	18,811	-	18,811
National Treasury	6,458	59,995	66,453
Eletrobras	6	22	28
Banco do Brasil S/A	-	-	-
Total	25,275	60,017	85,292
Local Currency			
Eletrobras - Copel	40,344	272,649	312,993
BNDES - Compagas	6,361	4,816	11,177
Debentures - Copel	4,518	600,000	604,518
BNDES/ B.B. S/A - Mauá	2,177	169,882	172,059
Banco do Brasil S/A and other	3,603	336,662	340,265
Total	57,003	1,384,009	1,441,012

Total 82,278 1,444,026 1,526,304